

Yealink VP59 Teams Video Phone Release Notes of Version 15

Table of Contents

Yealink VP59 Teams Video Phone Release Notes of Version 15.....	1
Yealink VP59 Teams Video Phone Release Notes of Version 91.15.0.16.....	2
1. Introduction	2
2. Feature List.....	2
3. Optimization.....	3
4. Bug Fixes.....	3
5. Features Descriptions.....	3

Yealink VP59 Teams Video Phone Release Notes of Version 91.15.0.16

1. Introduction

- Firmware Version:
VP59: 91.15.0.16
- Teams Version: 1449/1.0.94.2019062502
- Partner APP Version: 1.15.0.19070316
- Applicable Models: VP59
- Release Date: Jul 1st, 2019.

2. Feature List

1. Calling
 - (1) Video calls/Audio calls
 - (2) Incoming/Outgoing P2P calls
 - (3) In-call controls via UI
 - (4) Call hold/Call mute/Call transfer/Call forward
 - (5) PSTN calls
 - (6) Synchronized call logs
 - (7) Configure incoming calls
 - (8) Visual Voicemail
2. Calendar and Presence
 - (1) Presence Integration, Presence status control
 - (2) Set status message
 - (3) Exchange Calendar Integration
 - (4) Contact Picture Integration
 - (5) Corporate Directory Access
3. Meetings
 - (1) One-click Join for Meetings
 - (2) Join Skype for Business meetings
 - (3) Meeting Call controls (Mute/unmute, hold/resume, hang up, add/remove participant)
 - (4) Meeting Details
 - (5) Schedule Teams meeting
 - (6) Join Skype for Business meeting
4. Phone Features

- (1) Personal/shared mode
- (2) Sign in with user credentials
- (3) Sign in via website
- (4) Dark theme
- (5) Time Display
- (6) Phone lock/unlock
- (7) Accessibility
- (8) Screensaver
- (9) Power Saving
- (10) Supports USB Headset
- (11) Supports Bluetooth Headset

3. Optimization

None

4. Bug Fixes

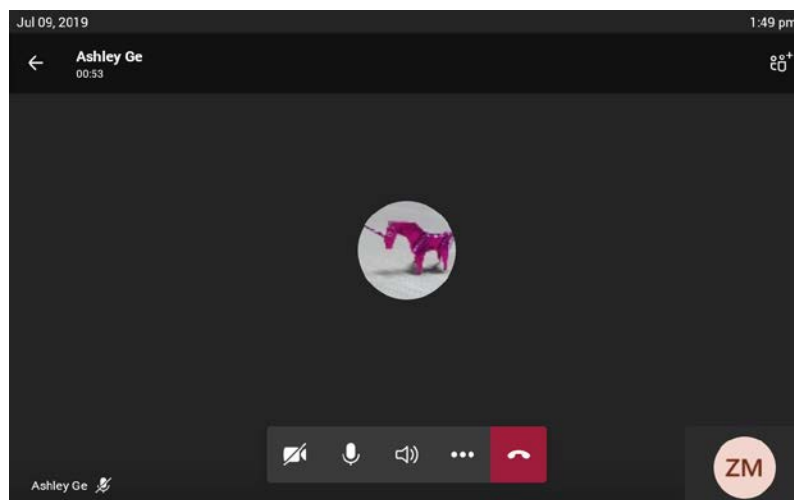
None

5. Features Descriptions

1. Calling experience

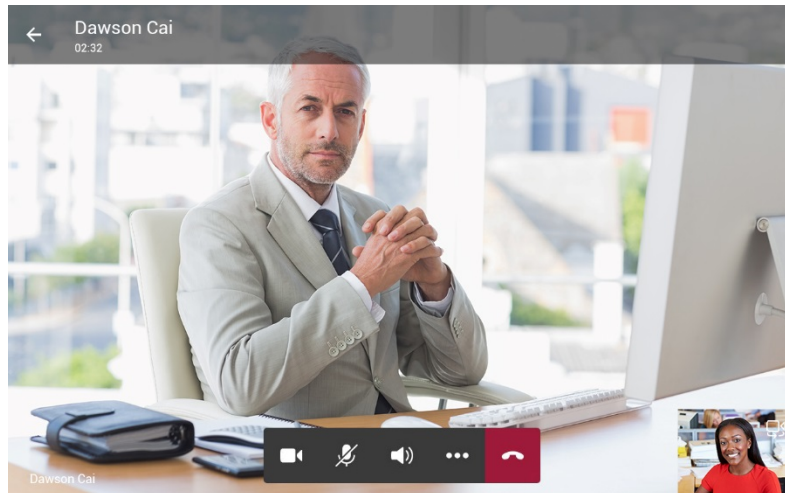
Description: The Microsoft Teams user can lift the handset or press the **Speaker** button to launch the dial pad on the calling screen. Alternatively, the user can use the hardware buttons to dial out a number.

Calling screen



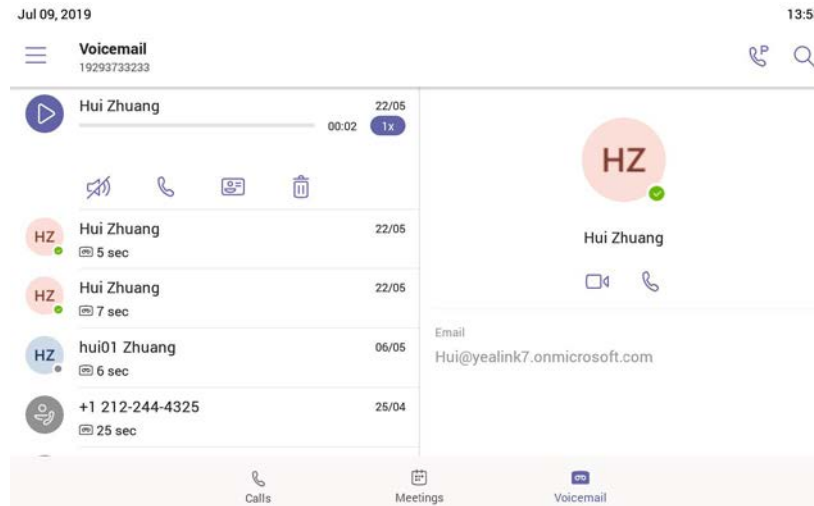
2. Video experience

Description: During a video call, you can turn on the local camera so that the remote party can see your video image. You can also press the **VIDEO** key on the phone or press the camera button on touchscreen to turn on/turn off the local camera.



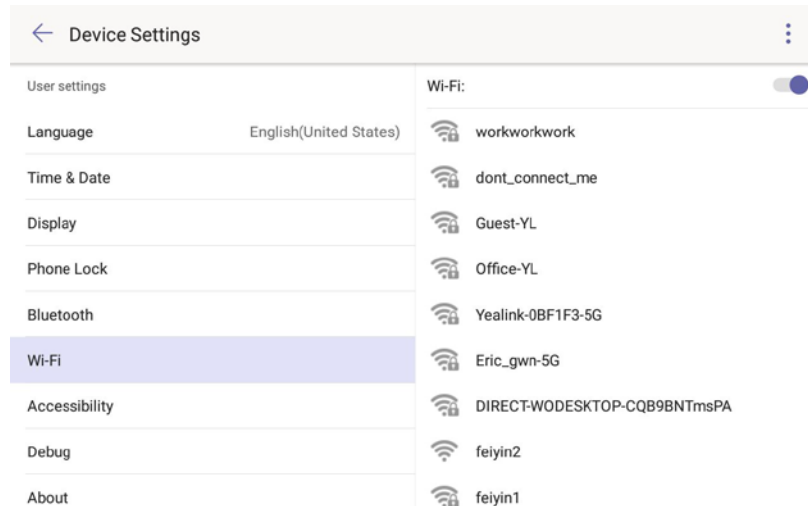
3. Voicemail

Description: The Microsoft Teams user can access their voicemail when they navigate to the **Voicemail** tab.



4. Wi-Fi

Description: When Wi-Fi feature is enabled on the phone, you can connect to the wireless network and check the Wi-Fi status. If the wireless network and the wired network are both available, the wireless network is with priority.



5. Limited upgrade/downgrade via license

Description: By default, the phone has a built-in Teams feature license, which allows user to use Yealink phones with Teams features directly. Any Open SIP/VCS build upgrades to Teams build will be required to apply and import the license. Any Teams will not be allowed to downgrade to the Open SIP/VCS from this release. If Teams are under temporary license (for demo testing purpose) and want to get back to Open SIP/VCS please contact Yealink support team for technical support for a unlock license.